Rolled Sections List

◆Flat Bars (UMP®)

※UMP : Universal Mill Plate

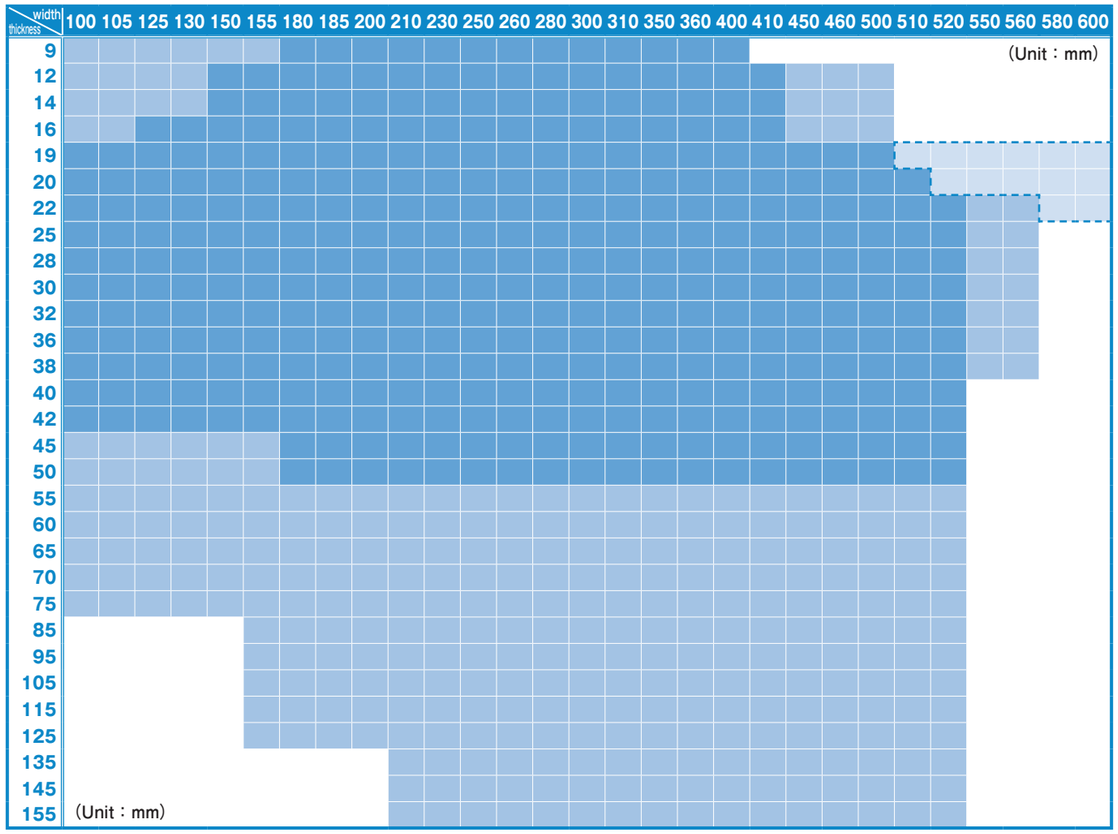

: Standard

: Available

: To be discussed

Please contact us for middle sizes and rolling range.

■Japan Industrial Standard (JIS)

JIS G 3101	QA0408001	2008.5.20	JIS G 3136	QA0408001	2008.5.20
JIS G 3106	QA0408001	2008.5.20	JIS G 3112	QA0408002	2008.5.20

■Contact

・Head Office
Steel Division, Sales Department
7th Floor, Art Village Osaki Central Tower 1-2-2 Osaki, Shinagawa-ku, Tokyo 141-8634
Phone : (03) 3493-0125 Fax : (03) 3493-0351

・Nagoya Branch Office
Steel Division, Sales Department
14th Floor, Sakae Sancity Building 4-1-8 Sakae, Naka-ku, Nagoya-shi, Aichi 460-0008
Phone : (052) 263-1012 Fax : (052) 263-1015

・Osaka Branch Office
Steel Division, Sales Department
9th Floor, Yodoyabashi Dai Building, 4-4-9 Koraibashi, Chuo-ku, Osaka-shi, Osaka 541-0043
Phone : (06) 6220-1260 Fax : (06) 6220-1273

・Toyohashi Factory
1 Akemi-cho, Toyohashi-shi, Aichi 441-8510
Phone : (0532) 25-1111 Fax : (0532) 25-0354

URL http://www.topy.co.jp

■ISO certification

The Steel Division at Toyohashi Factory has acquired ISO 9001 in June 1997 for design, development, steelmaking to rolling and shot paint processes of flat and shaped stell. Toyohashi Factory also has acquired environmental management ISO 14001.

REGISTERED ORGANIZATION
NO.0229-ISO 9001

TOPY INDUSTRIES, LIMITED

2021. 04

Rolled Sections List

TOPY

TOPY INDUSTRIES, LIMITED

Rolled Sections List

Product Name		Nominal size A × B (mm)	t 1	t 2	Closs-sectional area (cm²)	Unit mass (kg/m)	Number of beams per bundle (P)	Moment of inertia of cross-section I_x (cm⁴)	I_y	Radius of gyration of cross-section i_x (cm)	i_y	Modulus of cross-section Z_x (cm³)	Z_y
H beams	Narrow	H100X50	5	7	11.85	9.30	30	187	14.8	3.98	1.12	37.5	5.91
		H125X60	6	8	16.69	13.1	30	409	29.1	4.95	1.32	65.5	9.71
		H150X75	5	7	17.85	14.0	7	666	49.5	6.11	1.66	88.8	13.2
		H175X90	5	8	22.90	18.0	7	1,210	97.5	7.26	2.06	138	21.7
		H198X99	4.5	7	22.69	17.8	7	1,540	113	8.25	2.24	156	22.9
		H200X100	5.5	8	26.67	20.9	7	1,810	134	8.23	2.24	181	26.7
		H248X124	5	8	31.99	25.1	5	3,450	255	10.4	2.82	278	41.1
		H250X125	6	9	36.97	29.0	5	3,960	294	10.4	2.82	317	47.0
		H298X149	5.5	8	40.80	32.0	5	6,320	442	12.4	3.29	424	59.3
		H300X150	6.5	9	46.78	36.7	5	7,210	508	12.4	3.29	481	67.7
		H346X174	6	9	52.45	41.2	5	11,000	791	14.5	3.88	638	91.0
		H350X175	7	11	62.91	49.4	5	13,500	984	14.6	3.96	771	112
		H396X199	7	11	71.41	56.1	5	19,800	1,450	16.6	4.50	999	145
		H400X200	8	13	83.37	65.4	5	23,500	1,740	16.8	4.56	1,170	174
		H446X199	8	12	82.97	65.1	5	28,100	1,580	18.4	4.36	1,260	159
		H450X200	9	14	95.43	74.9	5	32,900	1,870	18.6	4.43	1,460	187
		H496X199	9	14	99.29	77.9	3	40,800	1,840	20.3	4.31	1,650	185
		H500X200	10	16	112.3	88.2	3	46,800	2,140	20.4	4.36	1,870	214
	Medium	H148X100	6	9	26.35	20.7	7	1,000	150	6.17	2.39	135	30.1
		H194X150	6	9	38.11	29.9	5	2,630	507	8.30	3.65	271	67.6
		H244X175	7	11	55.49	43.6	5	6,040	984	10.4	4.21	495	112
		H294X200	8	12	71.05	55.8	5	11,100	1,600	12.5	4.75	756	160
		H340X250	9	14	99.53	78.1	3	21,200	3,650	14.6	6.05	1,250	292
		H390X300	10	16	133.3	105	3	37,900	7,200	16.9	7.35	1,940	480
	Broad	H100X100	6	8	21.59	16.9	14	378	134	4.18	2.49	75.6	26.7
		H125X125	6.5	9	30.00	23.6	5	839	293	5.29	3.13	134	46.9
		H150X150	7	10	39.65	31.1	5	1,620	563	6.40	3.77	216	75.1
		H175X175	7.5	11	51.43	40.4	5	2,900	984	7.50	4.37	331	112
		H200X200	8	12	63.53	49.9	5	4,720	1,600	8.62	5.02	472	160
		H250X250	9	14	91.43	71.8	3	10,700	3,650	10.8	6.32	860	292
		H300X300	10	15	118.5	93.0	3	20,200	6,750	13.1	7.55	1,350	450

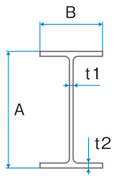

Product Name	Nominal size A × B (mm)	t 1	t 2	Closs-sectional area (cm²)	Unit mass (kg/m)	Number of beams per bundle (P)	Moment of inertia of cross-section I_x (cm⁴)	I_y	Radius of gyration of cross-section i_x (cm)	i_y	Modulus of cross-section Z_x (cm³)	Z_y
Cannels	C75X40	5	7	8.818	6.92	48	75.3	12.2	2.92	1.17	20.1	4.47
	C100X50	5	7.5	11.92	9.36	30	188	26.0	3.97	1.48	37.6	7.52
	C125X65	6	8	17.11	13.4	24	424	61.8	4.98	1.90	67.8	13.4
	C150X75	6.5	10	23.71	18.6	12	861	117	6.03	2.22	115	22.4
		9	12.5	30.59	24.0	12	1,050	147	5.86	2.19	140	28.3
	C200X80	7.5	11	31.33	24.6	12	1,950	168	7.88	2.32	195	29.1
	C200X90	8	13.5	38.65	30.3	12	2,490	277	8.02	2.68	249	44.2
	C250X90	9	13	44.07	34.6	6	4,180	294	9.74	2.58	334	44.5
		11	14.5	51.17	40.2	6	4,680	329	9.56	2.54	374	49.9
	C300X90	9	13	48.57	38.1	6	6,440	309	11.5	2.52	429	45.7
		10	15.5	55.74	43.8	6	7,410	360	11.5	2.54	494	54.1
		12	16	61.90	48.6	6	7,870	379	11.3	2.48	525	56.4
	C380X100	10.5	16	69.39	54.5	4	14,500	535	14.5	2.78	763	70.5
		13	20	85.71	67.3	4	17,600	655	14.3	2.76	926	87.8

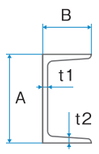

Product Name	Nominal size A × B (mm)	t	Closs-sectional area (cm²)	Unit mass (kg/m)	Number of beams per bundle (P)	Moment of inertia of cross-section I_x (cm⁴)	I_y	Radius of gyration of cross-section i_x (cm)	i_y	Modulus of cross-section Z_x (cm³)	Z_y
Equal angles	L75X75	6	8.727	6.85	48	46.1	46.1	2.30	2.30	8.47	8.47
		9	12.69	9.96	32	64.4	64.4	2.25	2.25	12.1	12.1
		12	16.56	13.0	24	81.9	81.9	2.22	2.22	15.7	15.7
	L90X90	6	10.55	8.28	30	80.7	80.7	2.77	2.77	12.3	12.3
		7	12.22	9.59	25	93.0	93.0	2.76	2.76	14.2	14.2
		10	17.00	13.3	19	125	125	2.71	2.71	19.5	19.5
		13	21.71	17.0	15	156	156	2.68	2.68	24.8	24.8
	L100X100	7	13.62	10.7	24	129	129	3.08	3.08	17.7	17.7
		10	19.00	14.9	17	175	175	3.04	3.04	24.4	24.4
		13	24.31	19.1	12	220	220	3.00	3.00	31.1	31.1
	L120X120	8	18.76	14.7	17	258	258	3.71	3.71	29.5	29.5
	L130X130	9	22.74	17.9	14	366	366	4.01	4.01	38.7	38.7
		12	29.76	23.4	10	467	467	3.96	3.96	49.9	49.9
		15	36.75	28.8	8	568	568	3.93	3.93	61.5	61.5
	L150X150	10	29.21	22.9	8	627	627	4.63	4.63	57.3	57.3
		12	34.77	27.3	7	740	740	4.61	4.61	68.1	68.1
		15	42.74	33.6	6	888	888	4.56	4.56	82.6	82.6
		19	53.38	41.9	5	1,090	1,090	4.52	4.52	103	103
	L175X175	12	40.52	31.8	5	1,170	1,170	5.38	5.38	91.8	91.8
		15	50.21	39.4	5	1,440	1,440	5.35	5.35	114	114
	L200X200	15	57.75	45.3	5	2,180	2,180	6.14	6.14	150	150
		20	76.00	59.7	4	2,820	2,820	6.09	6.09	197	197
		25	93.75	73.6	3	3,420	3,420	6.04	6.04	242	242

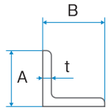

Product Name	Nominal size A × B (mm)	t	Closs-sectional area (cm²)	Unit mass (kg/m)	Number of beams per bundle (P)	Moment of inertia of cross-section I_x (cm⁴)	I_y	Radius of gyration of cross-section i_x (cm)	i_y	Modulus of cross-section Z_x (cm³)	Z_y
Unequal angles	L90X75	6	9.63	7.56	27	77.0	48.6	2.88	2.25	12.1	8.7
		9	14.04	11.0	19	109	68.1	2.78	2.20	17.4	12.4
	L100X75	7	11.87	9.32	22	118	56.9	3.15	2.19	17.0	10.0
		10	16.50	13.0	15	159	76.1	3.11	2.15	23.3	13.7
		13	21.06	16.5	12	199	94.7	3.08	2.12	29.7	17.4
	L125X75	7	13.62	10.7	19	219	60.4	4.01	2.11	26.1	10.3
		10	19.00	14.9	14	299	80.8	3.96	2.06	36.1	14.1
		13	24.31	19.1	10	376	101	3.93	2.04	46.1	17.9
	L125X90	10	20.50	16.1	12	318	138	3.94	2.59	37.2	20.3
		13	26.26	20.6	10	401	173	3.91	2.57	47.5	25.9
	L150X90	9	20.94	16.4	12	485	133	4.81	2.52	48.2	19.0
		12	27.36	21.5	9	619	167	4.76	2.47	62.3	24.3
		15	33.75	26.5	7	753	202	4.72	2.45	76.8	29.8
	L150X100	9	21.84	17.1	14	502	181	4.79	2.88	49.1	23.5
		12	28.56	22.4	12	642	228	4.74	2.83	63.4	30.1
		15	35.25	27.7	10	782	276	4.71	2.80	78.2	37.0

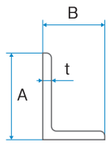

Product Name	Nominal size	Nominal diameter (mm)	Nominal Closs-sectional area (mm²)	Unit mass (kg/m)	Nominal size	Nominal diameter (mm)	Nominal Closs-sectional area (mm²)	Unit mass (kg/m)
Deformed bar (TOSBO®)	D10	9.53	71.33	0.560	D25	25.4	506.7	3.98
	D13	12.7	126.7	0.995	D29	28.6	642.4	5.04
	D16	15.9	198.6	1.56	D32	31.8	794.2	6.23
	D19	19.1	286.5	2.25	D35	34.9	956.6	7.51
	D22	22.2	387.1	3.04	D38	38.1	1,140	8.95

Product Name	Nominal size	Inner diameter (mm)	Outer diameter (mm)	Height (mm)	Mass (t)
TACoil®	D10	900	1,165	800	2～
	D13	900	1,165	800	2～
	D16	900	1,165	800	2～

JIS G 3112 KSJP20006 2020.3.16